
Surviving Grad School 101

KATHERINE S. FORSYTH

IMMUNOLOGY GRADUATE GROUP

THESIS LAB: LAURENCE C. EISENLOHR

EMAIL: KFORSYTH@PENNMEDICINE.UPENN.EDU

First year PhD VS Last year PhD



Talk outline

1. Tackling first year
 - Classes
 - Choosing rotations
2. General grad school advice
3. Self-care: How to take care of yourself physically, mentally, and emotionally

Disclaimer: No two graduate student experiences are the same!

>> Talk to older students (they will be your best resource)

Part 1: First Year

I.I Classes

1. BGS-wide classes

- All are video-taped, helpful resource for studying for exams
- Go to office hours with questions!

2. Program-Specific Classes

- Speak up in class - you might want to rotate with some of these professors
- Save the lecture slides (if provided) in your own storage

3. A note on grades:

- You only need a “B” to pass
- However – jobs, fellowships, and grants will ask for your transcript
- Try to find a balance between classes and spending time in rotations
 - You should not spend 100% of your time in lab, but taking classes doesn’t entitle you to be a lab ghost during your rotation



Remaining silent through an entire seminar, the grad student sees the only other quiet individual forsake him.

I.II Choosing a rotation lab – where to start

1. Be open to fields you might not have previously considered!
2. Look on the BGS faculty website or your program specific site
 - Read the research blurbs, see what sounds interesting
 - Make a list of potential options
3. Ask older students in your program (and your academic advisor/faculty buddy, if applicable):
 - Does the lab have a good reputation? Has the PI had graduate students before?
4. Email multiple professors to see if they will meet with you!
 - If they don't respond within a week, it is ok to send a follow up email.

I.II Choosing a rotation lab – Prepare for the meeting

1. Do your homework on the lab!
 - Read over the faculty page (again)
 - Read over one or more recent papers, at least the abstracts
 - **Talk to graduate students that have rotated or joined** (your graduate group can provide a list upon request)
 - Update your CV
 - Be prepared to talk about your interests, expectations, and why you are interested in their lab

I.II Choosing a rotation lab – Meeting the PI

1. Show up to your meeting **on time**
2. Be prepared to tell them about yourself: your schedule, your career goals, etc
3. If they don't volunteer the info following the outline of their research, ask what rotation projects are available
4. **ASK LOTS OF QUESTIONS**

❖ **Some Good Questions**

- Are you looking to take on a thesis student? Are you able to take more than one thesis student this year?
- Do you have the space and **money** for a thesis student?
- Do you plan to be at UPenn for the next 5-6 years?
- What projects are available in your lab?
- What is your mentoring style? How often do you travel?
- What are your expectations for your graduate students?
- What is the lab environment like?
- Hours, lab jobs, lab meetings? journal clubs?
- **Can I see the lab space and meet your lab members?**

I.II Choosing a rotation lab – Evaluating the meeting

1. How did the meeting go?

- Were they: Easy to communicate with? Friendly? Excited about their open projects/you?
- Did you feel comfortable during the meeting?
- Did they answer your questions and listen when you had something to say?

2. Be on the look out for warning signs:

- Many people in their lab have very similar or overlapping projects
- (Especially for a 2/3rd rotation): they can only take one student but have had several rotation students this year
- They're not sure if they would have money for you and/or say you would have to get a grant
- They have many commitments and don't mention having regular meetings with their students
- Their research is in a 'hot' field- danger of being scooped etc
- **Their students don't seem happy and/or give a different picture of life in the lab than their PI did**

I.II Having a successful rotation

- Show up when you say you will
- Read the background papers
 - Ask for a list of starting papers from your rotation mentor in the lab or PI
- Keep an up-to-date and thorough lab notebook
 - Write down everything
- Know what you are doing and why
- Ask questions!
 - Speak up in lab meeting
- **Spend a lot of time in the lab!**
 - Even if you have classwork to do, try to do it at your desk in lab
 - Immerse yourself in the day to day lab environment




I.II After the rotation

- Make a presentation of what you accomplished during your rotation (even if you are not required by your lab/program)
- Make sure your notebook is in good shape/you give any e-files to your rotation mentor in lab
- **ASAP** write a summary for yourself
 - What were the pros and cons of the lab?

Choosing your next rotation

- Take into account what you liked and didn't like about this lab
 - Size? Number of grad students/postdocs?
 - Pre-tenure vs established professor?
 - **Professor availability**
 - Types of experimental techniques mostly used





Shit Academics Say

July 13 · 🌐

we're all just works in progress hoping for acceptance with minor revisions

Part 2: Grad School Years 2-?

II.I Organization/General lab advice


- Come up with a plan for organizing your experiments
 - My suggestion: number each experiment, have a summary/cover page for each experiment
- Keep a detailed list of samples generated and freezer/fridge boxes
 - Makes life easier if you keep it updated!
- Every time you put together a presentation, make a note in the comments of what experiment the graph is from
- Get an external hard drive and/or cloud storage
 - 1 terabyte hard drive = \$50-60
 - Penn+Box (www.upenn.edu/computing/box/)
- Organize your PDFs of relevant papers
 - Endnote, Papers, Mendeley, Readcube



Reorganizing papers that he has no serious plans to read, the grad student engages in barely productive procrastination.

II.II Being successful in your research

- Put in the time to optimize and know how your assays/kits work
 - Will save you time in the long run!
- Learn the software, stats and code you will need for your thesis
 - Stata, Prism, MATLAB, Adobe Photoshop and Illustrator, etc
- Lab notebook organization!! (Yes, it's here again b/c it's that important.)
- Read the literature
 - Seriously. Just do it.
 - Stay up to date with Pubmed alerts, PubCrawler, Google Scholar Alert, Readcube or Mendeley Recommendations, Twitter & other social media



II.III Developing yourself professionally


- Apply for fellowships
 - National Science Foundation (NSF), Internal Training Grants (T32s), NIH Fellowships (F31 & F30 = NRSA), Private and/or Field-Specific Predoctoral Fellowships
- Tips for fellowships & future job applications
 - **Get to know your current PI. They will be responsible for writing your recommendations for the foreseeable future.**
 - **Keep in touch with your former and rotation PIs!**
 - Keep summaries of your undergraduate/technician/lab rotations
 - Consider volunteering if you do not already!
- Volunteer to present at joint lab meetings
- Try to go to one conference a year
 - BGS has travel funds available if your PI doesn't have the money
- Ask your PI if there are opportunities for you to write a literature review

When you and your PhD advisor get the same idea



II.IV Time management

- Get a planner/Google calendar and use it constantly
- For experiments:
 - Build in extra time
 - Prioritize
 - Be flexible!
- Write longer term goals for a project every 6 months/year
 - Break into smaller, actionable tasks
 - Make a checklist so you can see the progress you are making
- For writing/presentation deadlines
 - Set a deadline a week ahead of the real deadline
 - Set aside specific times on your calendar to accomplish these tasks
- In most labs it is perfectly acceptable to read/write from home or the library if you can't focus at your desk!!



II.V Being Critiqued

- This will happen many times over your PhD (and beyond)
- Hopefully, mostly meant constructively
 - If you feel you are being given critique that is not constructive/biased/harmful seek advice from outside mentors
- You are not perfect, you are here to grow and learn
- Use failure and critiques as feedback!
- It is okay to ask for help, it does not make you “weak”!
- Take advantage of every opportunity to practice your scientific writing and presentation skills!
 - Especially take advantage of feedback from your fellow students which should be a safe space to make mistakes and gain insight.



Failing to find a single functioning stapler, the grad student struggles to keep things together.



Viewing a movie instead of catching up on work, the grad student rapidly sinks into a torturous pit of guilt.

Part 3: Self-Care

**If you remember one section,
it should be this one**



Eating his stolen sandwiches in the stairwell, the grad student contemplates how his life has come to this.

III.I Things you will likely experience that are normal

- Imposter syndrome
- Feeling so overwhelmed you don't even know what to do so you freeze and make progress on nothing
- Feeling anxious about sounding dumb when you ask questions
 - This is 100% normal and you should always JUST ASK.
- Feeling like everyone outside of grad school doesn't understand what you are going through
 - They won't and can't. So try and be patient with them and ask them to be patient with you.



III.II Strive for a work/life balance

- Eat well and try to exercise
 - But also, keep a tupperware in your desk for free food...
- Take the time to relax and keep up with your hobbies/find new ones
 - Penn offers a bunch of grad student interest/affinity groups
 - Student Health Services offers massage, meditation, acupuncture
 - There are also unique spaces on/near Penn's campus – beautiful libraries, music practice rooms at the School of Music, the Schukyhill trail for running/biking, etc...
 - Explore Philadelphia- coffee, bars, live music, museums, restaurants, Fairmount Park etc
- You have 2 weeks vacation plus the week between Christmas and New Years (and many professors are fine with you taking more)
 - Use it all up!
- Utilize CAPS (Penn's mental health services) - they're here to help!!

III.III Build/maintain your support network

➤ With other BGS grad students

- Grad school is not a zero sum game - your classmates successes do not come at your expense!
- Your grad school network can become one of your most valuable assets

➤ Outside of science

- Make time for your pre-existing significant relationships (family, friends, partners, etc.)
- Volunteer, join a city-wide sports team, find a religious/spiritual community, go to meetups, etc.



III.IV Navigating Bad Situations

- If you are experiencing any of the following situations, you should seek help/guidance immediately:
 - Feeling unsafe in lab or anywhere else on campus
 - Harassment or discrimination of any kind (racial, sexual, gender, etc.)
 - Resources: Special Services Division of Public Safety, Student Intervention Services, CAPS
- Mentor or Lab Conflict
 - Personal Conflicts
 - Ethical Conflicts
 - Resources:
 - Your academic advisor or faculty buddy (if applicable), thesis committee chairs/members, previous rotation mentors- whoever you feel most comfortable talking with
 - Your Graduate Group Chair! This is one of their main jobs
 - Always mention mentor conflict during your private discussion with thesis committee- they are there to help!

To recap...

Choose your mentor/lab wisely

Be proactive and manage your time

Keep track of samples and data

Keep up with the literature

Maintain a sense of humor

Be patient with yourself

Make friends within your program and BGS

Make time for FUN and protect your mental health



Additional Resources

UPenn CAPS: <https://www.vpul.upenn.edu/caps/>

UPenn Computer Connection: <http://cms.business-services.upenn.edu/computerstore/>

- They have great deals on software etc

UPenn Career Services: <https://www.vpul.upenn.edu/careerservices/>

School of Music room reservations: <https://www.sas.upenn.edu/music/performance/private-lessons/practice-room-sign>

BGS Resources page, lots of links to various campus services: https://www.med.upenn.edu/bgs/current_students_resources.shtml

How to Complete and Survive a Doctoral Dissertation, Sternberg, David, N.Y.: St. Martin's Press, 1981

Getting What You Came For: The Smart Student's Guide to Earning a Master's or Ph.D., Peters, Robert L., N.Y.: Farrar, Strauss & Giroux, 1992

Twitter/Facebook: ShitAcademicsSay @AcademicsSay

<http://whatshouldwecallgradschool.tumblr.com>

<http://phdcomics.com>

<http://legogradstudent.tumblr.com>

Questions?



Babbling incoherently in response to an undergrad's question, the grad student is alarmed to watch the class write everything down.